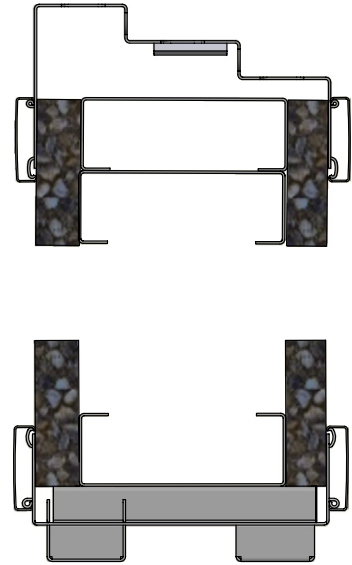
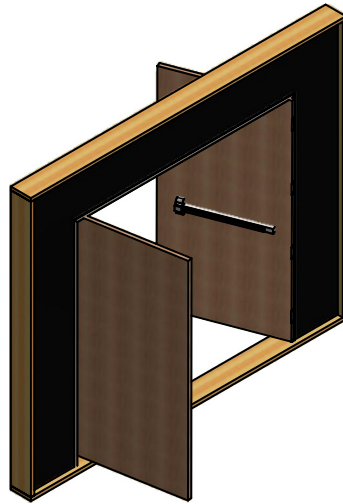



Double Egress Frame



Frame Type	Double Egress Pair
Gauge	16 and 18 Gauge
Steel	Chemically treated Cold-Rolled Steel per ASTM-A366. Optional A40 Galvannealed.
Wall Sizes	4-7/8" to 14" in 1/8" increments. Maximum wall for fire rating - 13".
Width	5' (2-2'6" doors) to 8' (2-4' doors) in 2" increments
Height	6'8" to 8'0" in 2" Increments
Casing	22 Gauge Cold-Rolled Steel per ASTM-A366 casing mitered for the head and upright jambs; same color as frame <i>(Aluminum or S56 Steel Colonial casing and wood casing prep are optional).</i>
Fire Rating	90 Minute Mylar. See restrictions in special notes.
Finish	RediFrame Brown, Bright White, Ivory or Prime Gray <i>(for other finishes, see page 11).</i>
Packaging	One set per carton
Special Notes	1-3/4" [®] door only. Kerf not available. Mylar fire label only. Mullions not available. Hinge preps allowed are 4", 4-1/2" 4-1/2" Heavy, 5" and 5" Heavy. Latching preps include surface or concealed rods with less bottom rod.
Fire Labeling	Fire Label: up to 90 Minute UL 10B – Steel casing, S56, aluminum casing, and wood trim UL10C – Steel casing, S56 and aluminum casing Fire Label up to 60 minutes UL10C – Wood trim
Price	Price as standard RediFrame and add \$342 list. Price includes 2 parallel arm closer reinforcements and six 4-1/2" welded hinge preparations.



REDIFRAME